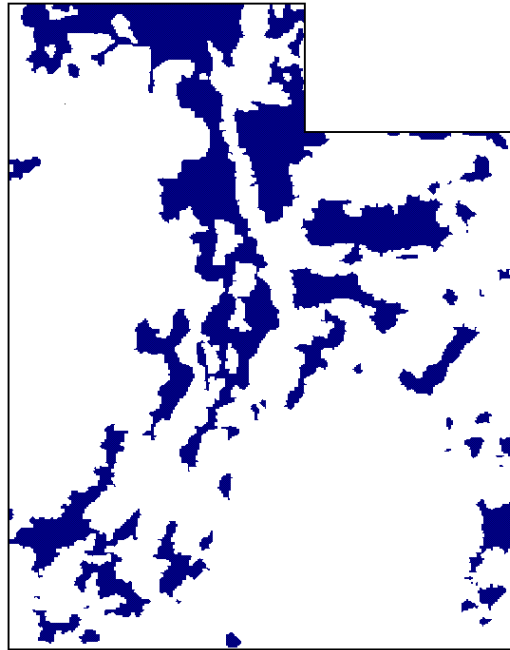


# Federal Control of the East v. West

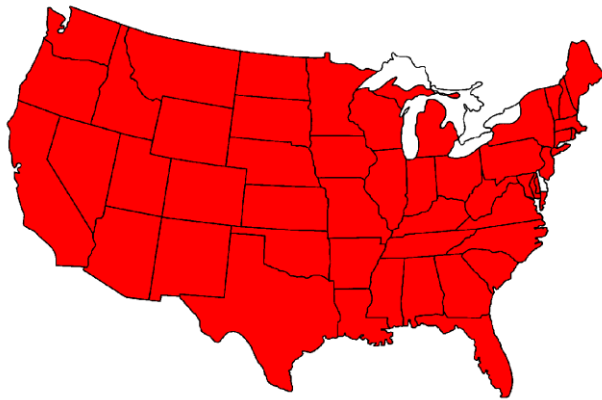


The blue portion demonstrates the **real** state - the taxable private property in each state.

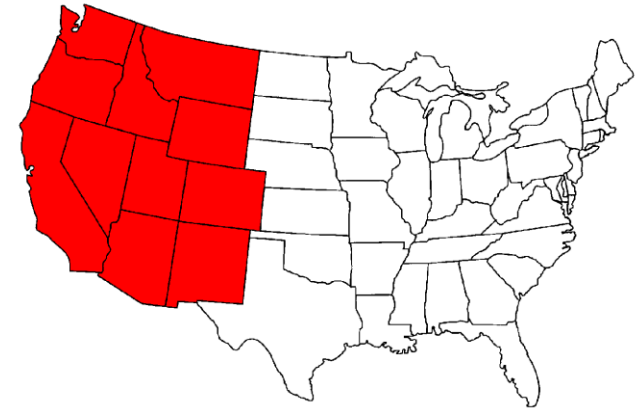


**“The object of our forest policy is not to preserve the forests because they are beautiful...or because they are refuges for the wild creatures...but...the making of prosperous homes...Every other consideration becomes secondary.”**

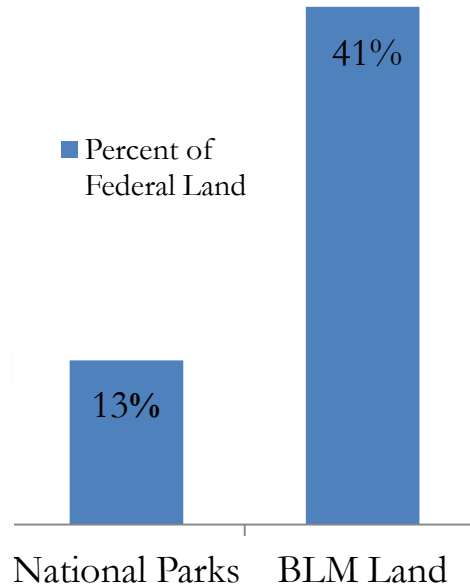
Gifford Pinchot—1903



States with National Parks



States with BLM Land



Although there are National Parks in all but one state, most of the land is still in the West and not in National Parks - it is scenery you won't find on a calendar...

...The National Park Service has the **smallest** amount of land but gets the **largest** percentage of Interior's budget, which means...

...The East imagines “Public Lands” as National Parks

The East sees:



The West recognizes “Public Lands” as BLM Land...

The West sees:

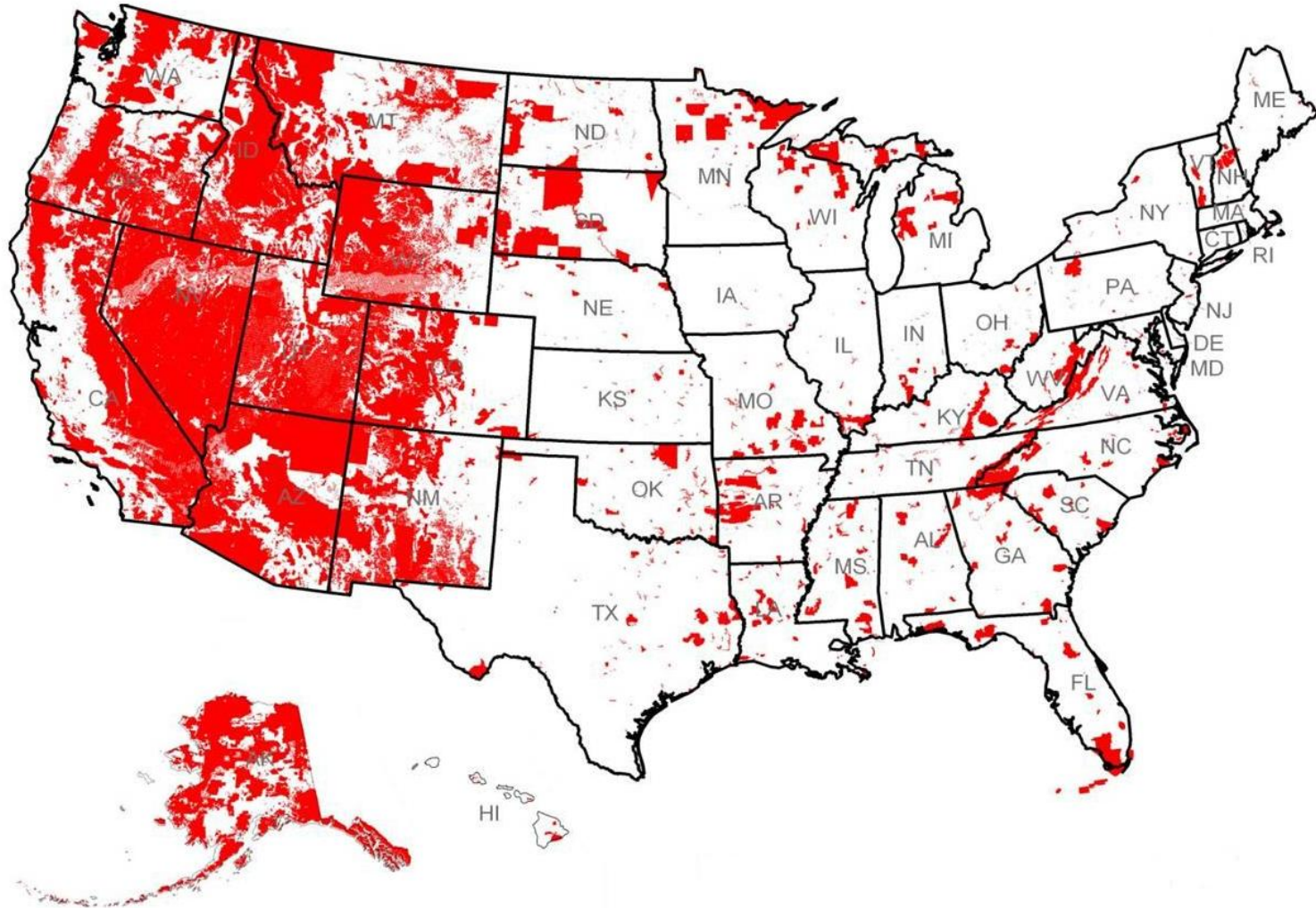


...And the East pays for it...

Types of Land	Government Spends	Profits from the Land
Forest Service	\$4.1 Billion	-\$300 Million (after payments to States and the Forest Service)
National Parks	\$2.2 Billion	\$0
BLM Land	\$1 Billion	\$50 Million
PILT	\$381.6 Million	\$0
Secure Rural Schools	\$438.4 Million	\$0
Other	\$500 Million	\$1 Billion
<b>Total</b>	<b>\$8.62 Billion</b>	<b>\$.85 billion</b>

...A great return on an investment!!!...

# United States Public Lands

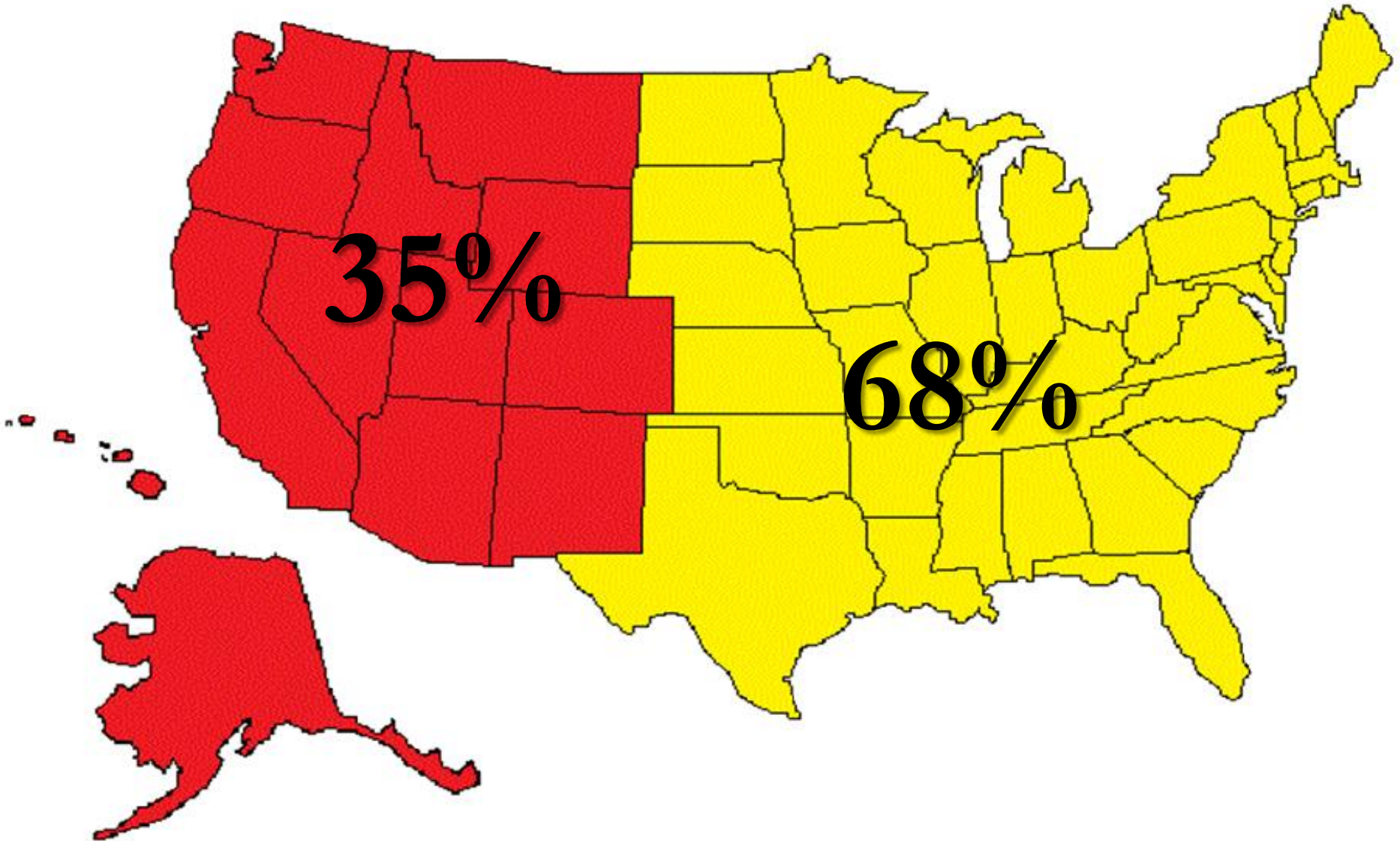


Everything in red is controlled by the Federal Government, that's 1 of every 3 acres. President Reagan stated that you can't find anything similar this side of the Soviet Union...





# Average Percent Change in Expenditures Per Pupil over the last 20+ years...



# Federal PILT Payments Compared To Annual Property Tax Revenue Lost

13 Western States



 Annual Property Tax Revenue Lost  
 FY 2010 Federal PILT Payments

# Teacher Salaries – Montana and Wyoming 2005

